

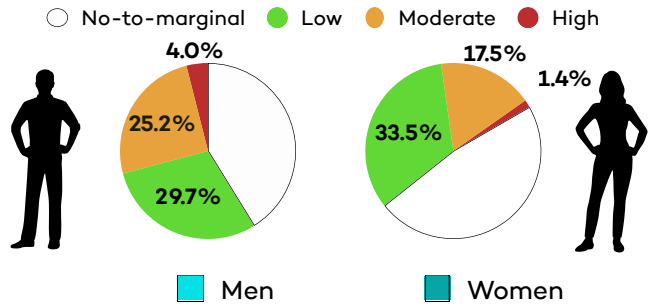
National Water Insecurity in Ghana



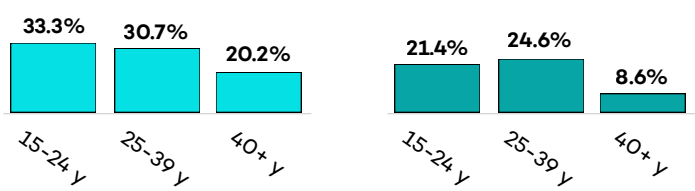
Gallup World Poll, Northwestern University, & others have partnered to estimate experiences with water access and use around the world. So far, we have nationally representative estimates of water insecurity for half of the world's population. In Ghana, respondents were selected using probability-based sampling with post-stratification weights to ensure the 1,000 respondents were representative of the Ghanaian population ≥15 years of age in 2020.

24.1% of Ghanaian adults experienced moderate-to-high water insecurity in 2020¹

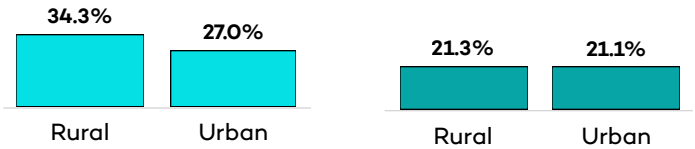
Who is water insecure in Ghana?



Within age groups

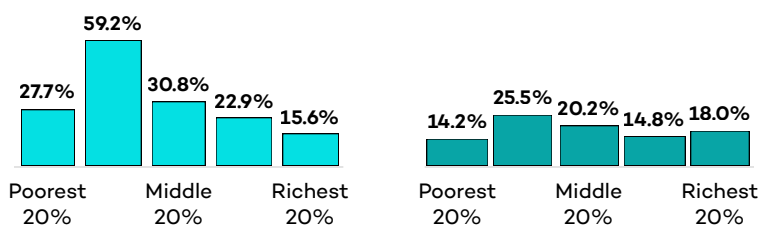


Within rural and urban areas*



*Based on degree of urbanisation classification, rural and peri-urban areas were combined.

Within household income quintiles

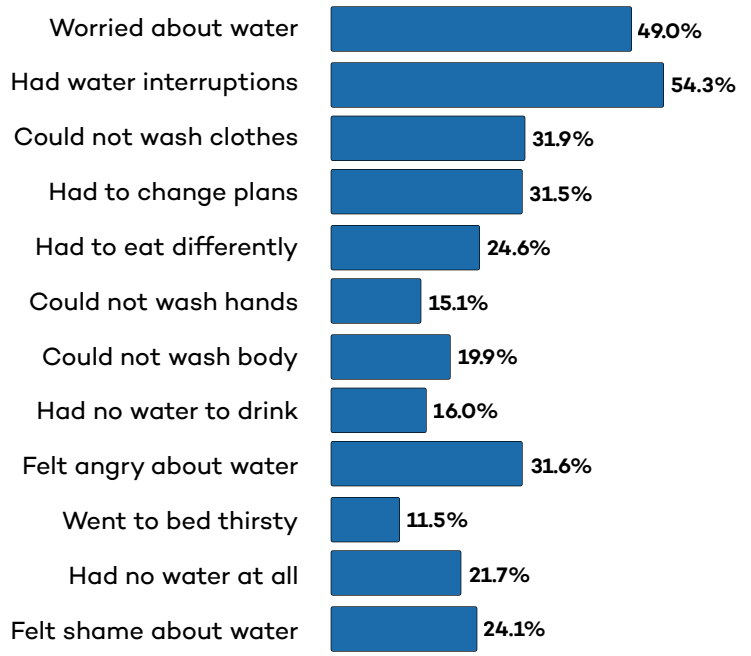


How did we measure water insecurity?

Most indicators measure water availability or infrastructure. These don't tell us about people's ability to reliably access or use water or how water insecurity varies by gender, age, etc. Which means we haven't known exactly **who** is left behind... until now.

How does water insecurity manifest in Ghana?

We used the Individual Water InSecurity Experiences (IWIS) Scale^{1,2} to measure individual experiences with water access and use. Respondents had the following negative experiences **due to water problems in the last year**.



These data provide insights on **prevalence and severity** of water insecurity that can guide **policymaking**, including resource allocation. The IWIS Scale can also be used to measure the **impact** of interventions, and monitor **progress and accountability**. We are seeking resources to generate these vital, actionable water insecurity data again in all countries.

¹ Each of the 12 IWIS items are scored 0 (never), 1 (1-2 months), 2 (some but not all months), or 3 (almost every month) in the last year, for a total score range of 0-36. The scores 0-2, 3-11, 12-23, and 24-36 represent no-to-marginal, low, moderate, and high water insecurity, respectively.
² Young et al BMJ Global Health 2021. More at www.WISEscales.org.
<https://doi.org/10.21985/n2-00gm-rx84>



Northwestern University

GALLUP

Uof SC South Carolina